

# KPI Q3 2007

November 8<sup>th</sup>, 2007

Mor Weizer – CEO  
Guy Emodi – CFO





## Company Highlights

- ▶ Founded in 1999
- ▶ Listed on AIM in March 2006
- ▶ Over 600 employees, 75% are employed in Research and Development
- ▶ Approximately 50 licensees operating under royalties based revenue model
- ▶ The world largest poker network and market leader in casino offering
- ▶ Leading software provider to Asia



## Company Highlights

- ▶ Strong product pipeline - Bingo, Mobile, Asian P2P games and server based slot machines
- ▶ High historical and current revenue growth rate:
  - ▶ 81% year on year (Nine months to September)
  - ▶ 143% in 2006 (Excluding US)
- ▶ Dividend policy – 50% of net profit

## Q3 Highlights

- ▶ New Bingo product and advanced Live gaming technology
- ▶ Integration of the popular Gold Rally progressive jackpot on mobile platform
- ▶ Strong growth throughout all business areas in Q3 and in October
- ▶ Poker network is now the world's largest network
- ▶ Bet365 poker - a significant addition to the poker migrated to the iPoker network (completed in October)
- ▶ Asia-Pacific resume significant growth
- ▶ Strengthened middle management due to coming projects
- ▶ Negotiations in various stages with several potential licensees

## 2007 Revenues Vs. 2006 (excluding US)

### Q3 2007 Vs. Q3 2006

- Total revenues up 81% to \$29.9 M (Q3 2006: \$14.9 M)
  - Casino revenues up 51% to \$19.1 M (Q3 2006: \$12.6 M)
  - Poker revenues up 266% to \$7.5 M (Q3 2006: \$2.1 M)

### 9m 2007 Vs. 9m 2006

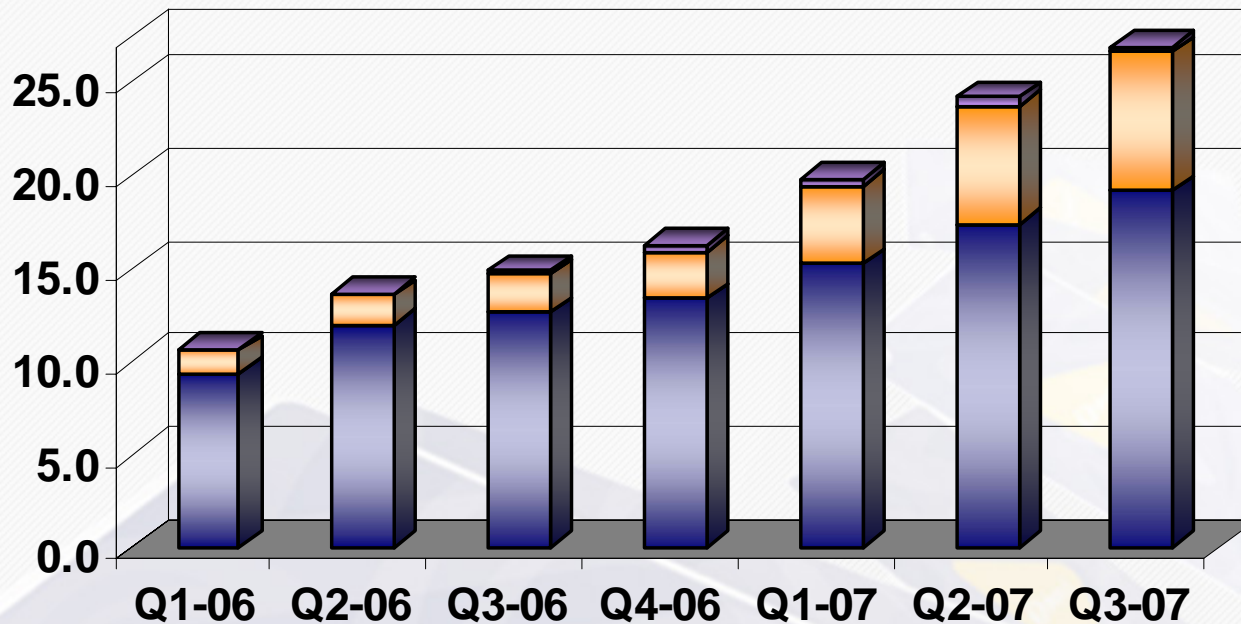
- Total revenues up 80% to \$70.90 M (9m 2006: \$39.3 M)
  - Casino revenues up 53% to \$51.8 M (9m 2006: \$33.9 M)
  - Poker revenues up 271% to \$18.0 M (9m 2006: \$4.9 M)

## Q3 2007 Revenues Vs. Q2 2007

- Total revenues up 11% to \$26.9 M (Q2 2007: \$24.2 M)
  - Casino revenues up 10% to \$19.1 M (Q2 2007 : \$ 17.4 M)
  - Poker revenues up 19% to \$7.5 M (Q2 2007 : \$ 6.3 M)

## Revenue by Quarter (excluding US)

Million US\$



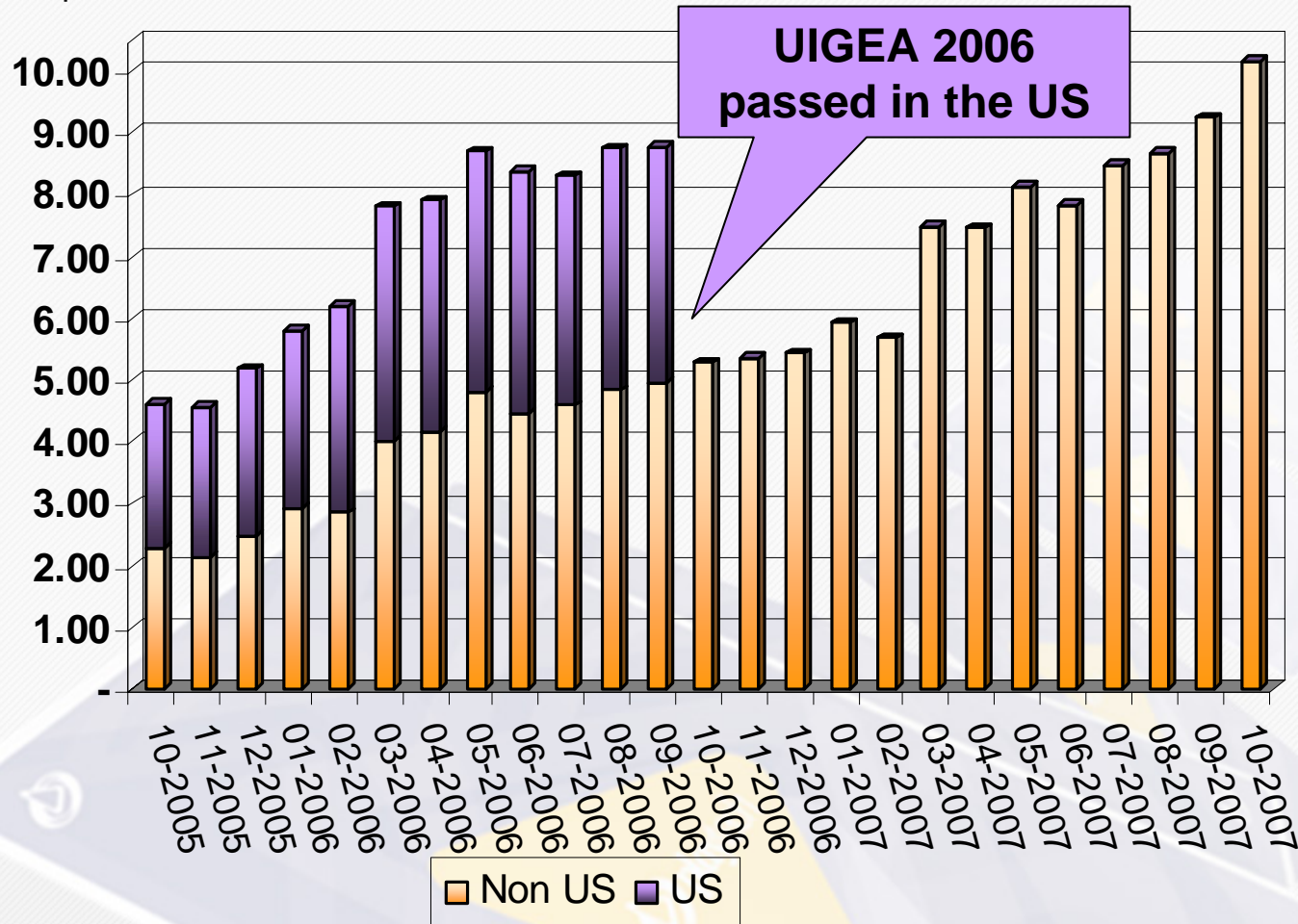
■ Casino

■ Poker

■ Others

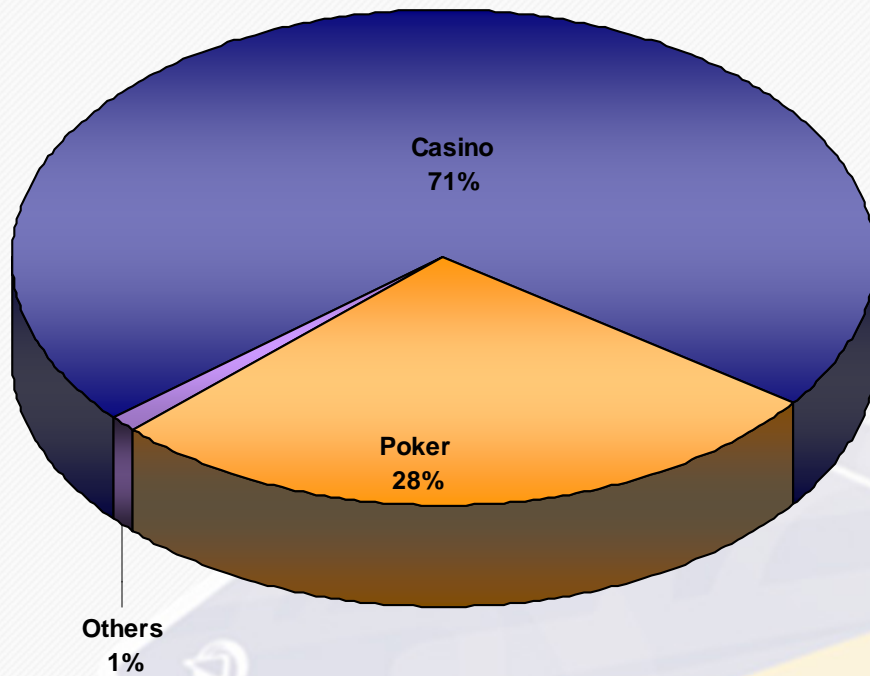
# Monthly Royalties

Million US\$

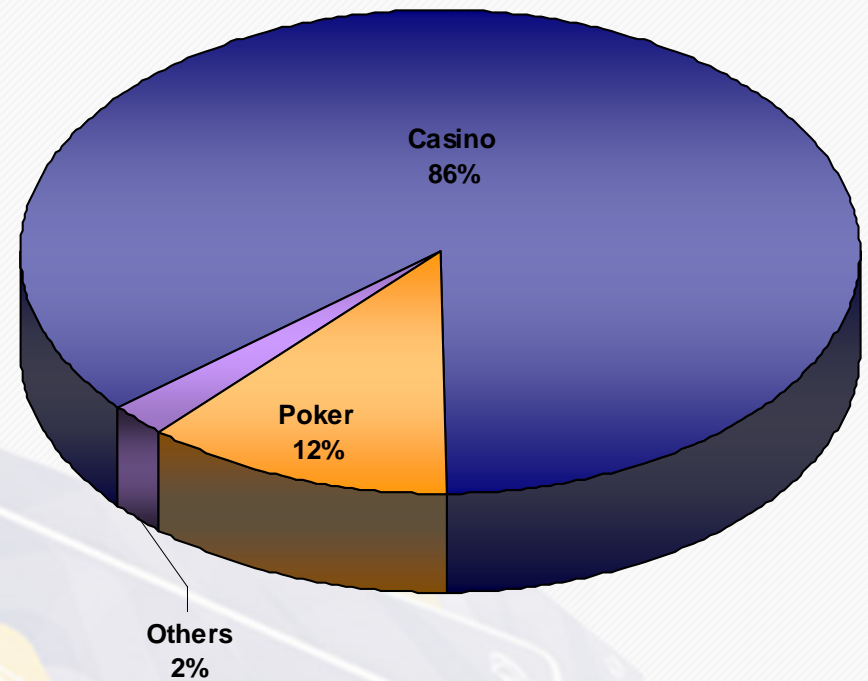


# Revenues by Product

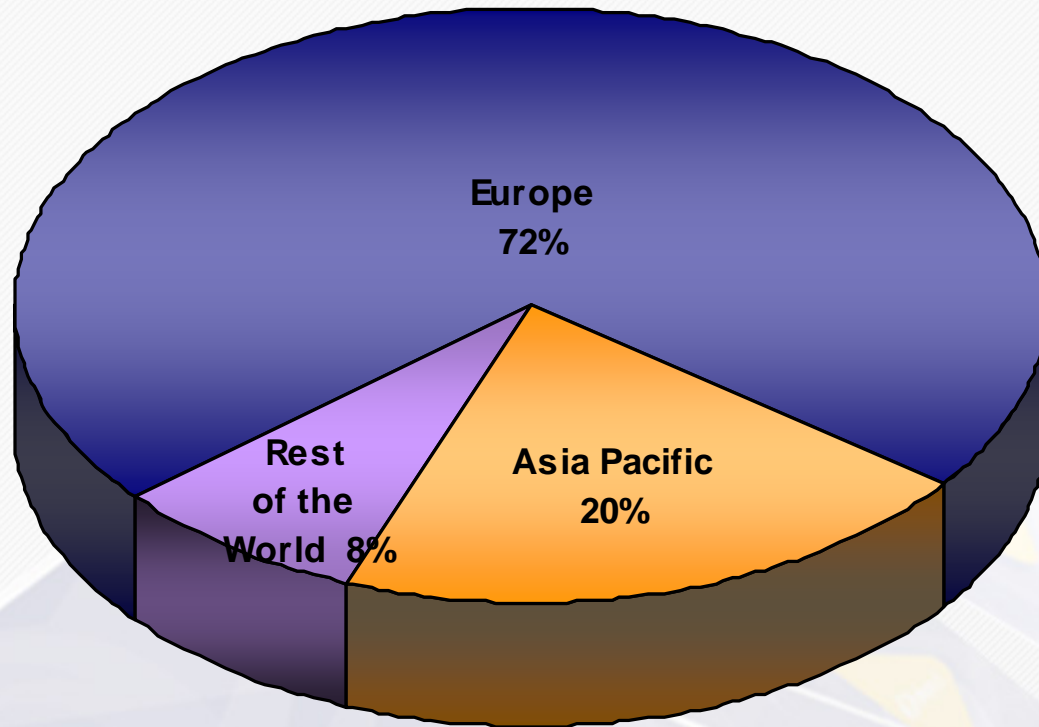
Q3 2007



YE 2006



## Geographical Diversification in Q3 2007\*



\*Player's revenue generated